



### SPY HIGH® MOUNTING SYSTEM ADAPTER SET

This mounting system was designed to assist hunters, outdoor enthusiasts & low-tech security interests in capturing great pictures or videos utilizing the highest quality parts available. This system was invented to ease the tedious & potentially hazardous methods of installing cameras the old-fashioned way. No more climbing & guesswork! Helps prevent animals from seeing and/or damaging cameras & ruining your pictures! And helps prevent the theft of cameras from the two-legged predators.





We all know how expensive trail cameras can be--not to mention the added cost of lock boxes, which can end up getting stolen--right along with your camera!

Property surveillance is a HUGE concern for homeowners, cabins, businesses, etc. Utilizing a trail camera versus an expensive home security system is a great way to keep watch and protect your property.

We are excited to offer the *Spy High® Mounting System Adapter Set!* The Adapter Piece will attach to most extension poles, painter's poles, broomsticks, etc. We welcome any pictures and/or videos you get using your Spy High® to feature on our website: [spyhighmounts.com](http://spyhighmounts.com)

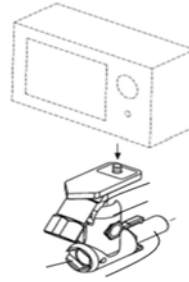
**HELPFUL HINT:** Before attempting to install the mounting system up high, we suggest practicing your first time at eye level or slightly above to ensure correct positioning & proficiency. Online videos are available on our website and YouTube to see how quick & easy this mounting system Adapter Set is.

#### CONTENTS IN ADAPTER SET (CAMERA NOT INCLUDED)

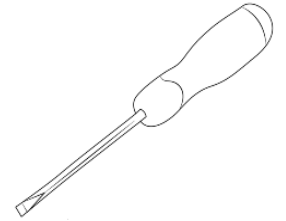
(1) Adapter Piece		This pole adapter will attach to most threaded extension poles, i.e. painter poles, broom handles, etc., and will attach to any Spy High® accessory, including the Laser Mount and Saw blade.  See accessories at <a href="http://www.spyhighmounts.com">www.spyhighmounts.com</a>
(1) Camera Mounting Platform		For quicker installation, trail cameras may be pre-mounted to your Spy High® camera platforms before entering the field.
(1) Tree Attachment		Attached to a tree or other wooden source. Many users leave multiple tree attachments in key locations & only move cameras as desired.
(1) Universal Camera Attachment (UCA) & Elastic Bungees		Used with cameras without a bottom 1/4-20 attachment port. Cameras lacking any attachment ports must be secured with bungees.

**ASSEMBLY**

**STEP 1a ATTACH CAMERA TO MOUNTING PLATFORM**  
 Cams w/ bottom attachment port  
 Rotate the camera screw clockwise while holding camera firmly. Line up the camera's lens with the triangular front pointer to ensure lens is centered on the platform.  
 NOTE: Cameras are not included in the package.  
**Go to STEP 2**



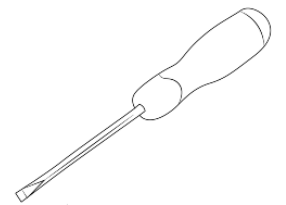
Recommended Tool



**STEP 1b**  
 Slide the UCA onto the camera mounting platform from the back. Line up the camera & rotate screw clockwise while holding the UCA firmly. Ensure the ball "T" screw is tight, but adjustable.  
**Go to STEP 1C or 1D**



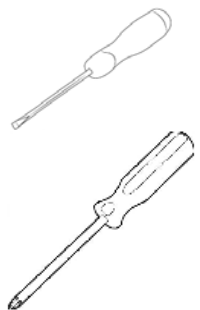
Recommended Tool




**STEP 1c ATTACH CAMERA TO UCA**  
 Cams w/ Rear attachment port  
 Place bottom of camera on top of the camera mounting platform. Make sure the back of camera is against the long flat side of UCA. Insert the UCA screw through the slot on the ribbed side. Turn screw clockwise into the camera's threaded screw hole. Before final tightening, ensure the camera lens is lined up with the triangular front pointer on the center of the camera platform.  
**Go to STEP 2**



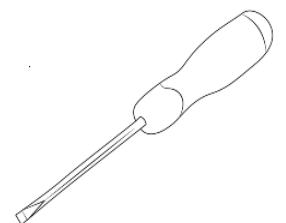
Recommended Tool(s)



**STEP 1d ATTACH CAMERA TO UCA**  
 Cams w/ No attachment point  
 Place bottom of camera on top of the camera mounting platform. Make sure the back of camera is against the long flat side of UCA. Place bungee cords through mounting holes located on the back of your camera. Ensure bungees are firm. To avoid blocking the lens, do not wrap bungees around the front of camera. Line up camera lens with the triangular front point on the center of the camera platform. This may take some experimenting to fasten securely.  
**Go to STEP 2**



Recommended Tool



## INSTALLATION

### STEP 2 CONNECT ADAPTER TO EXTENSION POLE OF YOUR CHOICE

Attach adapter to your choice of extension pole (found at any hardware or discount store). Insert screw to secure to pole as shown. Pre-Drill if necessary.



### STEP 3 INSERT TREE ATTACHMENT

Connect the Tree Attachment to the adapter & insert into tree. For best results tree attachment should be driven in at approximately a 45° degree angle or less.



Rotate the pole clockwise until Tree Attachment is at desired depth. (approx. 3/4 the way into the tree, depending on thickness of tree bark).




### STEP 4 CONNECT EXTENSION POLE TO CAMERA & CAMERA MOUNTING PLATFORM

Ensure the black "T" screw on the ball swivel is tight but will allow adjustment.

Snap extension pole to camera on the marked "**INSTALL**" side. The "**REMOVE**" side must only be used during camera removal from the site.

Position camera adjustment parallel to extension pole as shown by the arrow on the right.



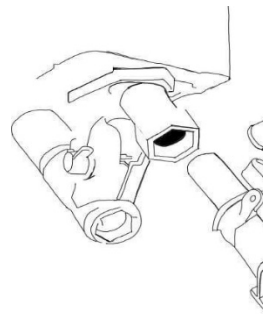
**STEP 5 CONNECT CAMERA/MOUNTING PLATFORM TO TREE ATTACHMENT**

Note: Be sure to turn camera settings on before installing. Extend pole(s) to desired height. Line up & snap camera mounting platform onto the tree attachment. Pull the extension pole(s) straight back towards you to ensure a smooth release.



**STEP 6 ADJUST CAMERA**

Use extension pole of your choice and insert into front port of camera mount to move camera and adjust to desired aim.



**CAMERA RETRIEVAL**

Line extension pole up with the green clip marked "REMOVE". Make sure to click into the camera platform. Pull straight backwards until the camera platform releases.

**\*\*Don't forget to remove your Tree Attachment!**

OR

Get additional Tree Attachments to and keep them installed at your favorite locations!



**Please send us some of your great pictures and videos to feature on our website!**

**Good luck from Spy High® Mounting System!**



MADE IN THE USA

[spyhighmounts.com](http://spyhighmounts.com)  
[info@spyhighmounts.com](mailto:info@spyhighmounts.com)



**SCAN WITH YOUR SMARTPHONE!  
INSTRUCTIONAL VIDEO  
On YouTube  
COMPLETE SYSTEM**

**SCAN WITH YOUR SMARTPHONE!  
ADAPTER SET VIDEO  
(WITH CUSTOMER-SUPPLIED  
EXTENSION POLES)**



### WARRANTY, DISCLAIMER

#### Introduction

The warranty obligations of Spy High, LLC ("Spy High®) for its products are limited to the terms set forth below:

#### Who is Covered

Only the original purchaser of this product is covered under this limited warranty. This limited warranty is not transferable to subsequent purchasers or owners of this product.

#### How Long Does this Coverage Last

This limited warranty (the Warranty Period) lasts for 60 days from the date of original purchase of this product. Proof of purchase date is required.

#### What is Covered

This limited warranty covers defects in materials and/or workmanship in this product. Replacement or repaired products are warranted as above only for the remainder of the original Warranty Period.

#### What is Not Covered

This limited warranty does not cover any damage, deterioration or malfunction resulting from any improper or unreasonable installation, alteration, modification, misuse, abuse, accident, neglect, exposure to excess moisture, fire, lightning, power surges, or other acts of nature. Nor does it cover removal or installation of this product, any unauthorized tampering with this product, any repairs attempted by anyone unauthorized by Spy High® to make such repairs, or any other cause which does not relate directly to a defect in materials and/or workmanship of this product.

This limited warranty does not cover any installation mishaps, personal injury, damage to trees, structures, or any other property on which the product was installed, nor attached accessories of any kind, including but not limited to cameras. Warranty coverage is limited to repair or replacement of the product only. Any and all consequential and incidental damages are not recoverable under this warranty. Some states do not allow the exclusion or limitation of incidental or consequential damages, so the above limitation or exclusion may not apply to you.

Without limiting any other exclusion herein, Spy High® does not warrant that the product covered hereby will remain compatible with any other product or technology with which the product may be used.

This limited warranty does not cover any product purchased through non- authorized dealers. Receipts from non-authorized dealers are NOT acceptable for warranty verification.

#### What Spy High® Will Do

Spy High® will, at its sole option, provide one of the following remedies to whatever extent it shall deem necessary to satisfy a proper claim under this limited warranty:





**MADE IN THE USA**

[spyhighmounts.com](http://spyhighmounts.com)  
[info@spyhighmounts.com](mailto:info@spyhighmounts.com)

1. Elect to repair any defective parts within a reasonable period of time, free of any charge to complete the repair and restore the product to its proper operating condition; or,
2. Replace the product with a direct replacement or with a similar product, including a factory certified product, deemed by us to perform substantially the same function as the original product. Replacement products will be furnished only on an exchange basis. If you live in the United States, we will also pay the shipping costs necessary to return the product to you once the repair is complete.

#### **What Spy High® Will Not Do**

Under This Limited Warranty Products are to be sent prepaid to us. We also recommend that you insure the shipment. If the product is returned uninsured, you assume all risks of loss or damage during shipment. Spy High® will not be responsible for any costs or damages related to the removal or reinstallation of the product.

#### **How to Obtain a Remedy Under This Limited Warranty**

In order to pursue any remedy under this limited warranty, you must possess an original, dated receipt as proof of purchase from an authorized Spy High® reseller. If this product is returned under this limited warranty, a Return Authorization number (RA#), obtained from Spy High®, will be required. If it is decided that this product should be returned directly to Spy High®, this product should be properly packed and sent to:

**Spy High Mounting System**  
**P. O. Box 6455**  
**Great Falls, MT 59406**

The RA number should be clearly marked on the outside of the package. Returns arriving without an RA number on the outside, may result in loss to you of both the product(s) in the package as well as any applicable remedy you would have received under the limited warranty.

#### **If You Reside Outside the United States**

If you live outside the United States, warranty matters are handled by your local dealer. You should go to your local Authorized Dealer with your claim. Have a copy of the original proof of purchase. The authorized Spy High® dealer will validate the claim and call us direct to arrange for a Return Authorization number. They will handle your claim for you.

#### **Limitation on Liability**

THE MAXIMUM LIABILITY OF SPY HIGH® UNDER THIS LIMITED WARRANTY SHALL NOT EXCEED THE ACTUAL PURCHASE PRICE PAID FOR THE PRODUCT. TO THE MAXIMUM EXTENT PERMITTED BY LAW, SPY HIGH® IS NOT RESPONSIBLE FOR DIRECT, SPECIAL, INCIDENTAL OR CONSEQUENTIAL DAMAGES RESULTING FROM ANY BREACH OF WARRANTY OR CONDITION, OR UNDER ANY OTHER LEGAL THEORY.

Some countries, districts or states do not allow the exclusion or limitation of relief, special, incidental, consequential or indirect damages, or the limitation of liability to specified amounts, so the above limitations or exclusions may not apply to you.

#### **Exclusive Remedy**

TO THE MAXIMUM EXTENT PERMITTED BY LAW, THIS LIMITED WARRANTY AND THE REMEDIES SET FORTH ABOVE ARE EXCLUSIVE AND IN LIEU OF ALL OTHER WARRANTIES, REMEDIES AND CONDITIONS, WHETHER ORAL OR WRITTEN, EXPRESS OR IMPLIED. TO THE MAXIMUM EXTENT PERMITTED BY LAW, ROWE ELECTRONICS SPECIFICALLY DISCLAIMS ANY AND ALL IMPLIED WARRANTIES, INCLUDING, WITHOUT LIMITATION, WARRANTIES OF MERCHANTABILITY AND FITNESS FOR A PARTICULAR PURPOSE. IF SPY HIGH™ CANNOT LAWFULLY DISCLAIM OR EXCLUDE IMPLIED WARRANTIES UNDER APPLICABLE LAW, THEN ALL IMPLIED WARRANTIES COVERING THIS PRODUCT, INCLUDING WARRANTIES OF MERCHANTABILITY AND FITNESS FOR A PARTICULAR PURPOSE, SHALL APPLY TO THIS PRODUCT AS PROVIDED UNDER APPLICABLE LAW.

IF ANY PRODUCT TO WHICH THIS LIMITED WARRANTY APPLIES IS A "CONSUMER PRODUCT" UNDER THE MAGNUSON-MOSS WARRANTY ACT (15 U.S.C.A. §2301, ET SEQ.) OR OTHER APPLICABLE LAW, THE FOREGOING DISCLAIMER OF IMPLIED WARRANTIES SHALL NOT APPLY TO YOU, AND ALL IMPLIED WARRANTIES ON THIS PRODUCT, INCLUDING WARRANTIES OF MERCHANTABILITY AND FITNESS FOR THE PARTICULAR PURPOSE, SHALL APPLY AS PROVIDED UNDER APPLICABLE LAW.

#### **Other Conditions**

This limited warranty gives you specific legal rights, and you may have other rights which vary from country to country or state to state. This limited warranty is void if the label bearing the UPC number of this product has been removed or defaced.